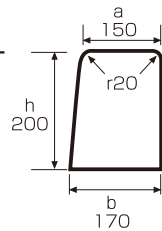
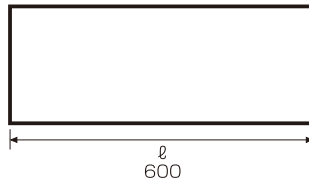


基本



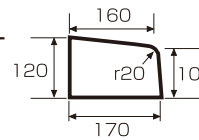
片面歩車道境界ブロック



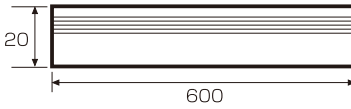
参考価格

1,000

一般乗入用

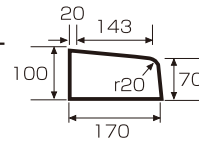


歩車道ブロックA乗入1型(A-1)

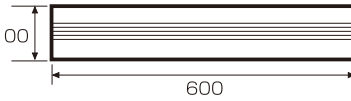


800

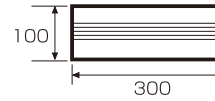
車椅子乗入用



歩車道ブロックA乗入2型(A-2)

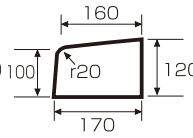
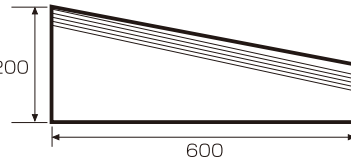
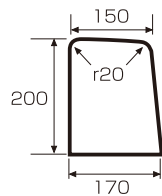


2型 ℓ=300



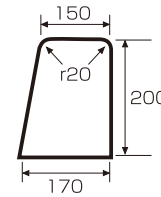
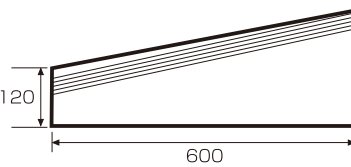
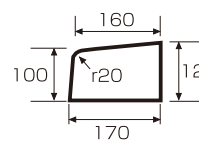
800

歩車道ブロックA乗入3型(左)(A7-3)



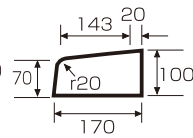
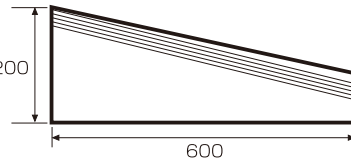
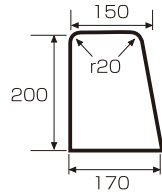
1,300

歩車道ブロックA乗入4型(右)(A7-4)



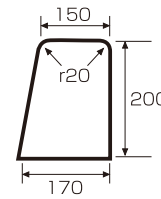
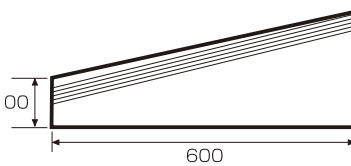
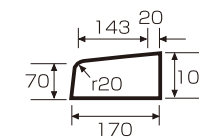
1,300

歩車道ブロックA乗入5型(左)(A7-5)



1,300

歩車道ブロックA乗入6型(右)(A-6)



1,300

価格は税抜きです。

■ A・7乗入組み合わせ

※車道から歩道を見て

